

PHILIPS

Radorricevitore a valvole e a transistor

Valore dei componenti

$R_1 = 1 \text{ M}\Omega$	Resistenza NTC
$R_2 = 27 \text{ k}\Omega$	(a 25 °C 130 Ω b = 4 500 °K)
$R_3 = 18 \text{ k}\Omega$	$C_1, C_2 = 2 \times 500 \text{ pF}$
$R_4 = 2,2 \text{ M}\Omega$	$C_3, C_5 = 6 - 30 \text{ pF}$
$R_5 = 50 \text{ k}\Omega$	$C_7 = 200 - 500 \text{ pF}$
$R_6 = 8,2 \text{ k}\Omega$	$C_8 = 120 \text{ pF}$
$R_7 = 82 \text{ k}\Omega$	$C_9 = 47 \text{ pF}$
$R_8 = 5,6 \text{ k}\Omega$	$C_{10} = 47 \text{ nF}$
$R_9 = 100 \text{ k}\Omega$	$C_{11} = 0,1 \mu\text{F}$
$R_{10} = 39 \text{ k}\Omega$	$C_{12} = 1,5 \text{ pF}$
$R_{11} = 15 \text{ k}\Omega$	$C_{13} = 1 \text{ nF}$
$R_{12} = 1,8 \text{ k}\Omega$	$C_{14} = 10 \mu\text{F}, 3 \text{ V}$
$R_{13} = 18 \text{ k}\Omega$	$C_{15} = 32 \mu\text{F}, 3 \text{ V}$
$R_{14} = 470 \Omega$	$C_{16} = 32 \mu\text{F}, 3 \text{ V}$
$R_{15} = 150 \Omega$	$C_{17} = 100 \mu\text{F}, 3 \text{ V}$
$R_{16} = 82 \Omega$	$C_{18} = 100 \mu\text{F}, 12,5 \text{ V}$
$R_{17} = 3 \text{ k}\Omega$	

Transistor stadio preamplificatore OC 71 (OC 7)
 Transistor stadio pilota OC 71 (OC 7)
 Transistor stadio finale 2 OC 72


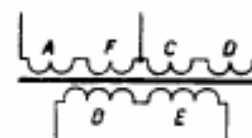
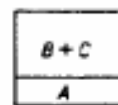
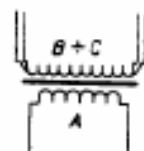
Trasformatore T_1

Primario

A: 2100 spire 0,09 \varnothing Cu smaltato.
 $L = 9,4 \text{ H}$ (a 100 Hz)
 Resistenza ohmica = 300 Ω

Secondario

B, C: ciascuno 600 spire (bifilare) 0,18 \varnothing Cu smaltato
 Resistenza ohmica = 28 Ω (ciascun avvolgimento)
 Dimensioni del nucleo: 31 x 25 x 8 mm



Trasformatore T_2

Primario

A, F, C, D: ciascuno 204 spire 0,28 \varnothing Cu smaltato
 $L = 0,8 \text{ H}$ (a 100 Hz)
 Resistenza ohmica $A + F = C + D = 8,7 \Omega$

Secondario

B, E: ciascuno 62 spire 0,50 \varnothing Cu smaltato
 Resistenza ohmica $B + E = 0,83 \Omega$
 Dimensioni del nucleo: 40 x 32 x 10,5 mm